

Indic support with new Composers | InDesign CC

InDesign CC includes enhanced support for Indic languages. You can now create documents using Indic text. The additional **Adobe world-Ready Paragraph Composer** provides correct word shaping for many of the non-Western scripts.

The **Adobe world-Ready Paragraph Composer** support Indian languages:

- Bengali
- Gujarati
- Hindi
- Kannada
- Malayalam
- Marathi
- Oriya
- Punjabi
- Tamil
- Telugu

This feature is enabled through the Window Menu. The option is available in Utilities > Scripts (Alt+Ctrl+F11).

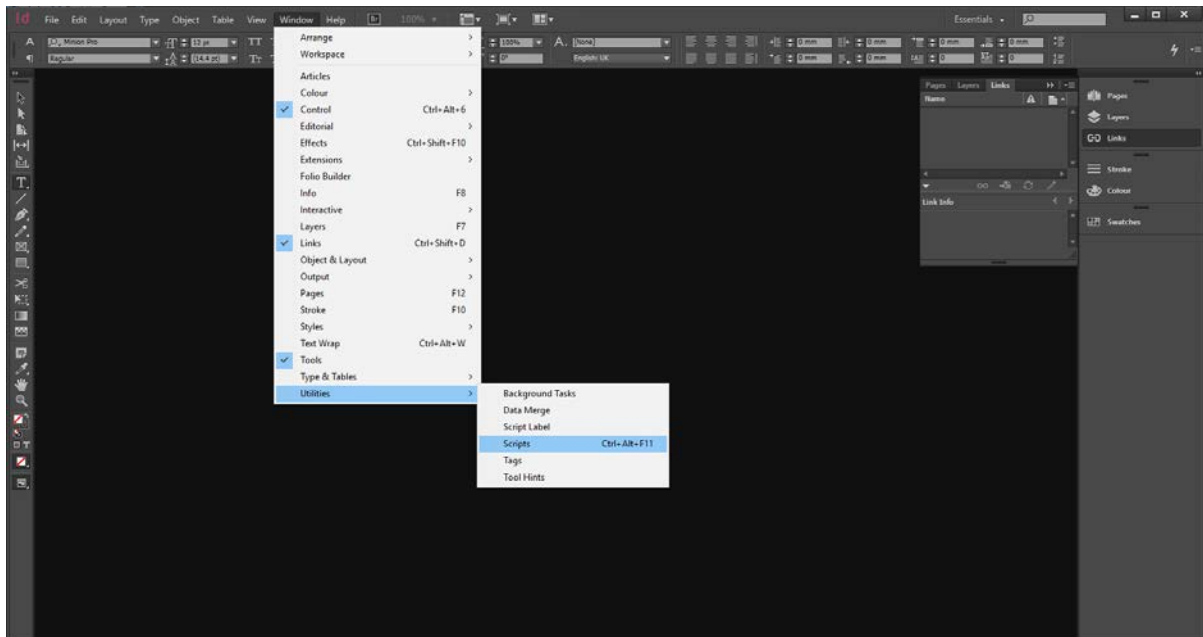


Figure 1 Show Scripts Window

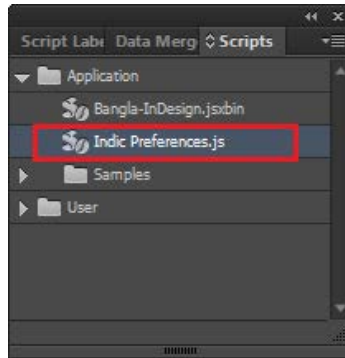


Figure 2 Run Indic Preferences.js to enable **Adobe world-Ready Paragraph Composer**

In Script Window you have to run **Indic Preferences.js** Script.

For Typing in Bangla the steps are

1. You also choose a Bengali Unicode font for paragraph and in Language option choose **Bengali (India)**.
2. You have to enable **Adobe world-Ready Paragraph Composer** in Preferences menu (Ctrl + K). The option is available in Preferences > Advanced Type > **Adobe world-Ready Paragraph Composer**.

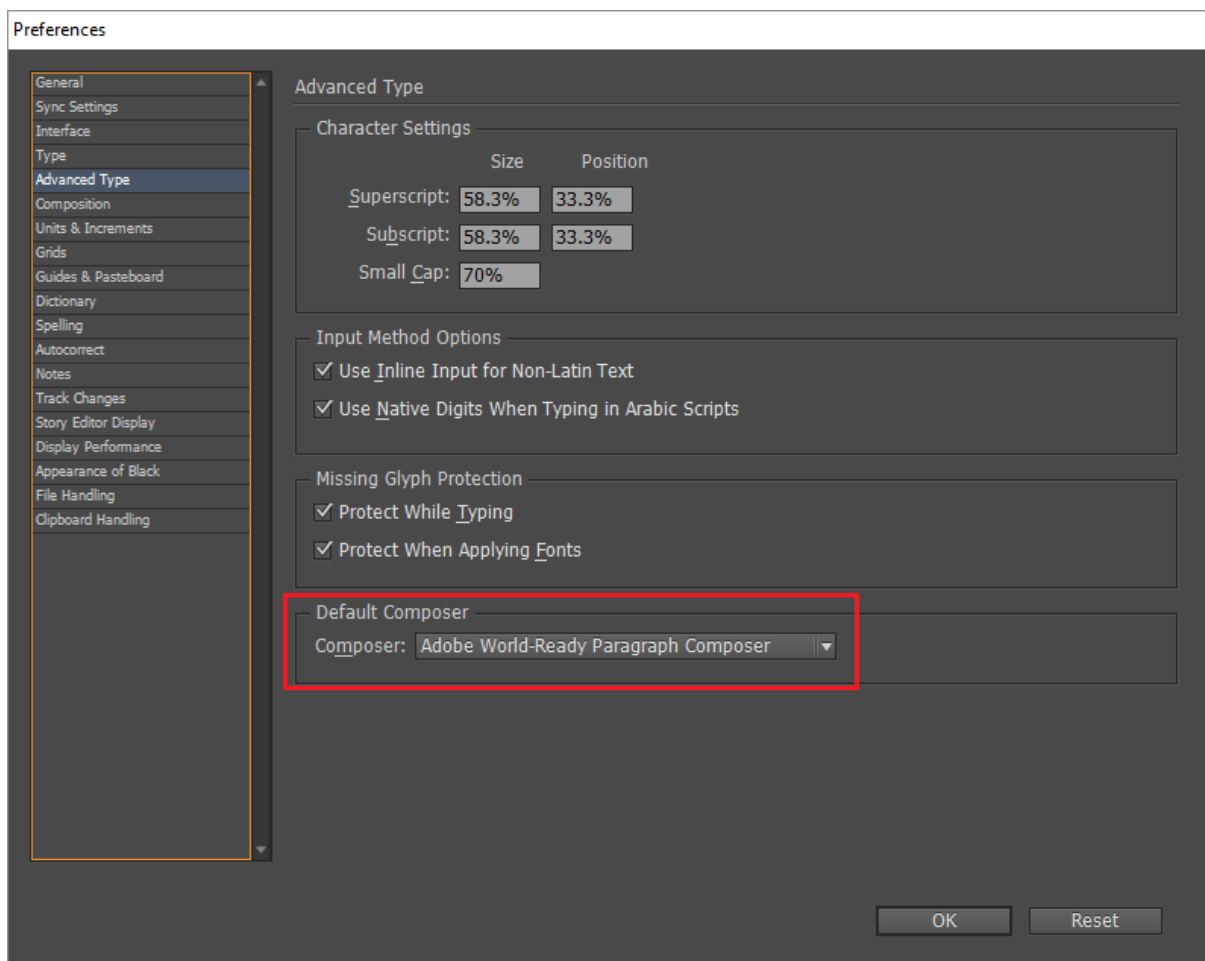


Figure 3 Setting to switch on **Adobe world-Ready Paragraph Composer**, in the Preferences

Indic support with new Composers | Photoshop CC

Illustrator CC includes enhanced support for Indic languages. You can now create documents using Indic text. The additional Middle Eastern & South Asian Text Engine provides correct word shaping for many of the non-Western scripts.

The Middle Eastern & South Asian Text Engine support Indian languages:

- Bengali
- Gujarati
- Hindi
- Kannada
- Malayalam
- Marathi
- Oriya
- Punjabi
- Tamil
- Telugu

This feature is enabled through the Preferences menu (Ctrl + K). The option is available in Preferences > Type > Middle Eastern and South Asian.

Note: The option **Middle Eastern** in previous versions of Photoshop is now renamed to **Middle Eastern and South Asian**.

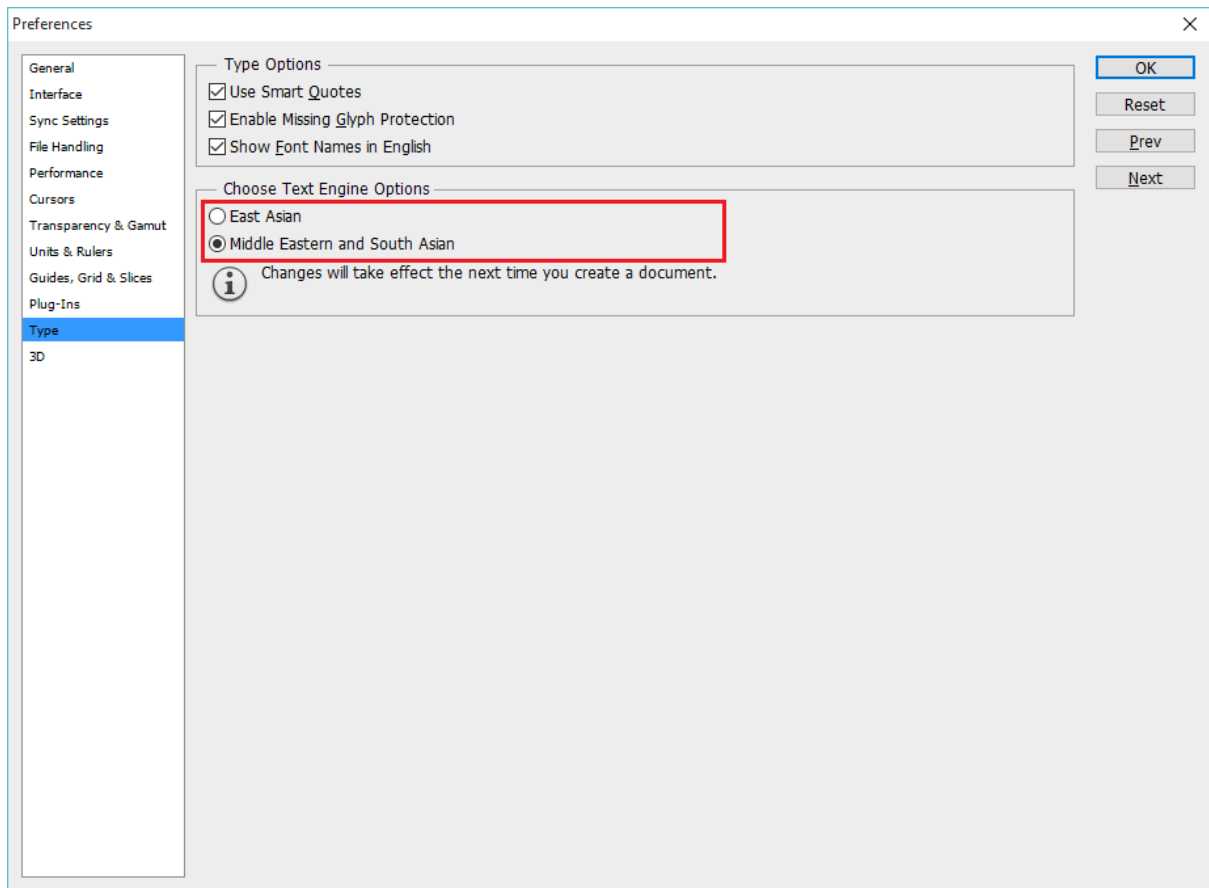


Figure 4 Setting to switch on Middle Eastern and South Asian, in the Preferences

Note: Changes will take effect the next time you start Photoshop.

Indic support with new Composers | Illustrator CC

Illustrator CC includes enhanced support for Indic languages. You can now create documents using Indic text. The additional Middle Eastern & South Asian Composer provides correct word shaping for many of the non-Western scripts.

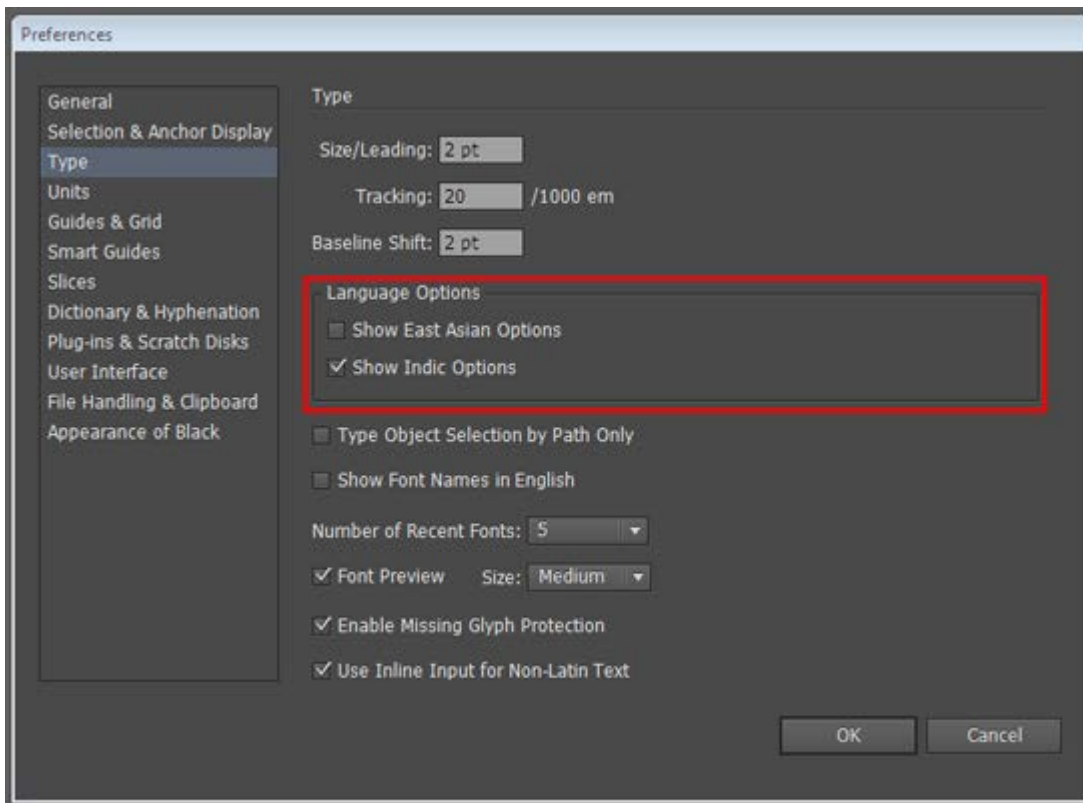
The Middle Eastern & South Asian Composers support Indian languages:

- Bengali
- Gujarati
- Hindi
- Kannada
- Malayalam
- Marathi
- Oriya
- Punjabi
- Tamil
- Telugu

This feature is enabled through the Preferences menu (Ctrl + K). The option is available in Preferences > Type > Show Indic Options.

Note:

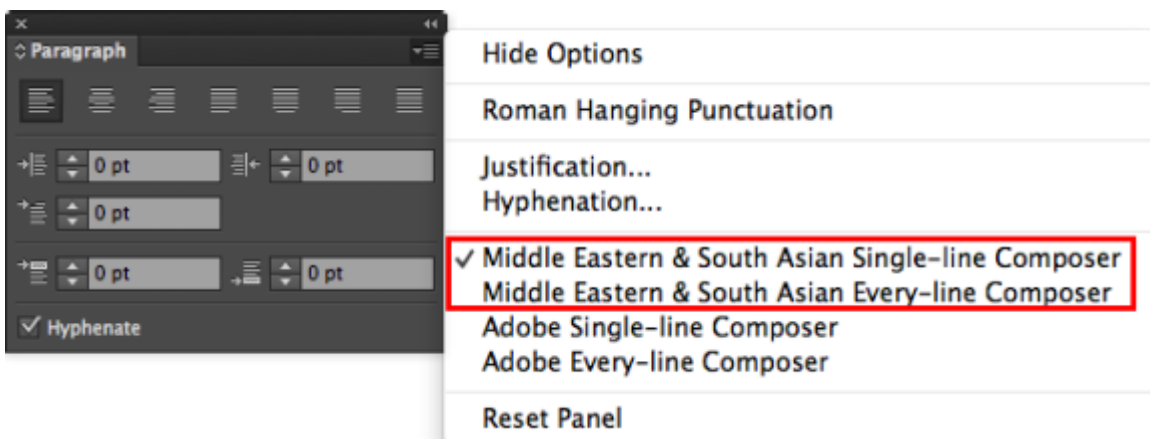
The option Show Asian Options in previous versions of Illustrator is now renamed to Show East Asian Options.



Setting to switch on Indic options, in the Preferences

When you enable Indic options, two additional composers are enabled in the flyout menu of the Paragraph panel (available in the Control panel or through Ctrl + T). The two additional options are:

- Middle Eastern & South Asian Single-line Composer
- Middle Eastern & South Asian Every-line Composer



Two new composers available when you switch on Indic support

Note:

In Preferences > Type, you can select only one of the Indic and Asian options at a same time. You can choose to have both options off, or select one of the two.